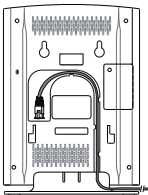




- **Safety:** IEC 60950
- **Connector:** RJ45 (8P8C)
- **Power over Ethernet (PoE):** IEEE 802.3af, Class 2

## Setting up

1. Connect the Ethernet cable's RJ45 plug (Ethernet cable not included in delivery) to the RJ45 socket on the back of the base and clip the cable into the cable guide.



2. To look up the IP address of the base, press the  key on an M65/M85 handset,  on the M25 handset (handsets not included in delivery) and type \*47\*.
3. Open the browser of a PC in the same network as the base station, and type the IP address into the address bar to open the base's web user interface. Default user name and password: admin.

For information on setting up the base and the extensions, please refer to the user's manual listed on the M series product page at [www.snom.com](http://www.snom.com).

### Snom Technology GmbH

Wittestr. 30 G  
13509 Berlin, Deutschland  
Tel. +49 30 39 83 3-0  
Fax +49 30 39 83 31 11  
[office.de@snom.com](mailto:office.de@snom.com)

### Snom Technology GmbH

The Courtyard  
High Street  
Ascot, Berkshire SL5 7HP, UK  
Tel. +44 169 348 7500  
Fax +44 169 348 7509  
[office.uk@snom.com](mailto:office.uk@snom.com)

### Snom, Inc.

2603 Camino Ramon, Suite 420  
San Ramon, CA 94583, USA  
Tel. 1 339 227 6160  
Fax 1 339 227 6180  
[office.us@snom.com](mailto:office.us@snom.com)

### Snom Technology GmbH

6 Parc des fontenelles  
78870 Bailly, France  
Tel. +33 1 80 87 62 87  
Fax +33 1 80 87 62 88  
[office.fr@snom.com](mailto:office.fr@snom.com)

### Snom Technology GmbH

Via Milano 1  
20020 Lainate, Italia  
Tel +39 02 00611212  
Fax +39 02 93661864  
[office.it@snom.com](mailto:office.it@snom.com)

### Snom Technology Ltd.

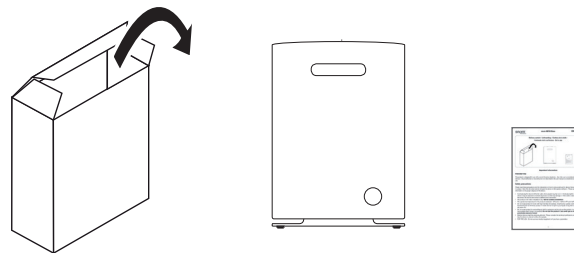
Rm. 828, 5F, No.285, Sec. 4  
Zhongxiao E. Rd., Da'an Dist.  
Taipei City 10692, Taiwan  
Tel +886-2-8751-1120  
Fax +886-2-8751-1130  
[office.tw@snom.com](mailto:office.tw@snom.com)

snom

M700 Base Station

ENGLISH

Delivery content - Lieferumfang - Contenu de la boîte -  
Contenuto della confezione - En la caja



## Important Information

### Intended Use

This product is designed for use with a Snom M-series handset. Any other use is considered unintended use. Any modification or reconstruction not described in the user manual is considered unintended use.

### Safety precautions

Please read these precautions and the instructions on how to set up and use the device thoroughly before using it. Save this info sheet and do not give the device to third parties without it. Please also note the information on the proper disposal of the device.

- Avoid placing the device's Ethernet cable where people may trip over it. Avoid placing the cable where it may be exposed to mechanical pressure as this may damage it. If the cable is damaged, disconnect the device and contact qualified service personnel.
- The product is for indoor installation only. **Not for outdoor installation!**
- The operational temperature for the product is between -10°C and + 50°C (14°F and 122°F).
- Do not install product in rooms with high humidity (for example, in bathrooms, laundry rooms, damp basements). Do not immerse product in water and do not spill or pour liquids of any kind onto or into any parts of it.
- Do not install product in surroundings at risk for explosions and do not use the product in such surroundings (paint shops, for example). **Do not use the product if you smell gas or other potentially explosive fumes!**
- Install the product at a minimum distance of 100 cm (39") to persons and animals.
- Medical devices might be adversely affected. Please consider the technical ramifications when installing the device in a doctor's office, for example.
- FOR THE USA: Do not use near medical equipment or if you have a pacemaker.

## If you have an implanted pacemaker

- Do not use if you have an implanted pacemaker unless the pacemaker manufacturer's directions expressly permit the use of devices emitting pulsating radio frequency signals. Always follow the manufacturer's directions!
- Recommended MINIMUM distance to the device: 100 cm (39").
- Turn the device off immediately if there is any reason to suspect that interference is taking place.
- FOR THE USA: Do not use if you have a pacemaker.

## Additional safety information

### Small children

Your device and its enhancements may contain small parts. Keep them out of the reach of small children.

### Operating environment

Remember to follow any special regulations in force in any area, and always switch off your device when its use is prohibited or when it may cause interference or danger. Use the device only in its normal operating positions. Do not place credit cards or other magnetic storage media near the device, because information stored on them may be erased.

### Medical devices

Operation of any equipment emitting radio frequency signals may interfere with the functionality of inadequately shielded medical devices. Consult a physician or the manufacturer of the medical device to determine if they are adequately shielded from external radio frequency (RF) energy or if you have any other questions concerning this topic. Switch off your device in health care facilities when signs posted in these areas instruct you to do so. Hospitals or health care facilities may be using equipment that could be sensitive to external RF energy.

### Implanted medical devices

Manufacturers of medical devices recommend that a minimum distance should be maintained between a wireless device and an implanted medical device, such as pacemakers or cardioverter defibrillators, to avoid potential interference with the medical device. Persons who have such devices should:

- Always keep the wireless device more than 100 centimeters (39 inches) from the medical device when the wireless device is turned on.
- Not carry the wireless device in a breast pocket.
- Hold the wireless device to the ear opposite the medical device to minimize the potential for interference.
- Turn the wireless device off immediately if there is any reason to suspect that interference is taking place.
- Read and follow the directions of the medical device's manufacturer.

If you have any questions about using your wireless device with an implanted medical device, consult your health care provider.

## SELV (Safety Extra Low Voltage) Compliance

Safety status of Input/Output connections comply with SELV requirements.

## Potentially explosive environments

Switch off your device when in any area with a potentially explosive atmosphere and obey all signs and instructions. Sparks in such areas could cause an explosion or fire resulting in bodily injury or even death. Switch off the device at refuelling points such as near gas pumps at service stations. Observe restrictions on the use of radio equipment in fuel depots, storage, and distribution areas; chemical plants; or where blasting operations are in progress. Areas with a potentially explosive atmosphere are often but not always clearly marked. They include below deck on boats, chemical transfer or storage facilities, vehicles using liquefied petroleum gas, and areas where the air contains chemicals or particles such as grain dust or metal powders.

## Sensitive Electronic Equipment

The current state of research concludes that operational DECT phones normally do not adversely affect electronic equipment. Nevertheless, you should take some precautions if you want to operate DECT phones in the immediate vicinity of such equipment like sensitive laboratory equipment. Always keep a minimum distance of 10 cm (3.94") to the equipment even when the phone is in standby.

## Electrical Surges

We recommend the installment of an AC surge arrester in the AC outlet to which this device is connected to avoid damage to the equipment caused by local strikes of lightning or other electrical surges.

## Cleaning

Use an anti-static cloth. Please avoid water and liquid or solid cleaning products as they might damage the surface or internal electronics of the base, charger, and handset.

## Disposal



This product is subject to European Directive 2012/19/EU and may not be disposed of with general household garbage. If you do not know where you may dispose of the device at the end of its lifespan, contact your municipality, your local waste management provider, or your seller.

## For countries outside the European Union

Disposal of electrical and electronic products in countries outside the European Union should be done in line with local regulations. Please contact local authorities for further information.

## Standards Conformance



This device complies with the essential health, safety, and environmental requirements of all relevant European directives. This device is FCC certified and meets US health, safety, and environmental standards. The declaration of conformity can be requested from Snom (address see page 4).

FCC ID: T7HX8660

Unauthorized opening, changing, or modifying the device will cause the warranty to lapse and may also result in the loss of CE conformity and the FCC certification. In case of malfunction contact authorized service personnel, your seller, or Snom.